



The Perfect Experience

24" Multi-Format LCD Monitor

DT-V24G1

- 3G and Dual Link equipped
SMPTE 424M/425M/372M
- JVC 10-bit video processing
- High operating viewing angle
- Waveform/Vector scope
- LTC & VITC support
- Gamma selection
- Various marker function
- Audio level meter up to 12ch



Vector scope and waveform cannot be displayed at the same time.

HIGHLIGHTS

■ 3G/Dual Link Equipped

1080p uncompressed digital video data transmitted at a maximum rate of 60 frames per second at 3 GB/second can be input with one HD SDI Input. Dual Link is available through two HD SDI inputs.


■ 3G-SDI Input Format

Following signal information can be displayed when a 3G-SDI signal comes in.

3G A-1	Level A mapping structure 1
3G A-2	Level A mapping structure 2
3G A-3	Level A mapping structure 3
3G A-4	Level A mapping structure 4
3G B-DS1	Level B data stream 1
3G B-DS2	Level B data stream 2
3G B-DUAL	Level B DUAL LINK

■ IPS (In-Plane-Switching) LCD Panel

IPS panels with wide viewing angles and low chromatic variation ensure minimal colour change from different viewing positions.



■ Gamma Preset Mode

JVC offers various pre-set gamma modes (2.2, 2.35, 2.45, 2.6) to meet your application needs.

■ Vector Scope*

High-quality vector scope allows simple checking of hue and saturation of digital video signals. Hue and saturation of colour signal are detected and displayed as a vector with resolution of 254 x 254. Compatible with video, component, SDI (SD/HD), DVI



Vector Scope

(except PC signals) input signals, and offers a double-size display** option and selection of display position or translucence functions.

■ Waveform*

Detects video, component (except RGB), SDI, DVI (except PC) brightness signals and displays them with resolution of 360 x 254 for SD signals or resolution of 480 x 254 for HD signals. Besides, it is also

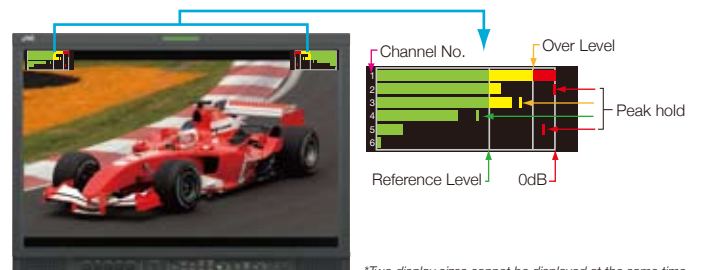


Waveform

possible to perform checks at the colour signal level of each colour per screen for R/G/B, Y/Pb/Pr, Y/Cb/Cr. Over-level function enables peak brightness to be checked at a glance. The display allows a double-size display** option, and selection of display position or translucence functions.

■ Advanced Audio Level Meter

The channel number is displayed in each level bar. And, you can check the status of the audio signal at a glance for Reference Level/Over Level 0 dB, three set levels, and peak hold function.



Audio Level Meter

*Two display sizes cannot be displayed at the same time.
**The position is fixed for double-size display.



Advanced 3G/Dual-link HD monitor with IPS panel

Features

- 1920 x 1200 resolution
- Wide viewing angle 178°/178° with IPS panel
- 102% colour gamut
- 3G/dual link equipped
- Circuits that deliver low latency of less than one frame
- Waveform monitoring with over level function
- Vector scope with selectable size and position
- Advanced audio level meter up to 12 channels
- Exclusive JVC image processing technology
- LTC & VITC support
- Selectable gamma preset modes
- Wide selection of video production functions
- Easy-to-operate front panel controls
- Front LED dimmer function
- Source ID input by ASCII code (Red/Green/White colour linked with tally)
- Information position selectable
- 1:1 mode
- Gold-plated HD/SD SDI terminals with embedded audio, video and COMPONENT/RGB terminals
- DVI-D with HDCP terminal
- RS-232C, RS-485 remote
- Audio speaker built-in
- Rugged, adjustable stand provided

Input Format

VIDEO	Input terminals						
	Video IN1, IN2	COMP./RGB (Analog component/Analog RGB) ¹	E. AUDIO SDI (IN 1, IN 2) ²	SD/HD (1.5G)	3G SDI	DUAL LINK	DVI-D (HDCP) Digital component/Digital RGB
NTSC	✓	—	—	—	—	—	—
PAL	✓	—	—	—	—	—	—
BW(50Hz/60Hz)	✓	—	—	—	—	—	—
480/59.94i, 60i	—	✓	✓	—	—	—	✓
576/50i	—	✓	✓	—	—	—	✓
480/59.94p, 60p	—	✓	✓	—	—	—	✓
576/50p	—	✓	✓	—	—	—	✓
640 x 480/59.94p, 60p	—	✓	✓	—	—	—	✓
720/23.98p, 24p, 25p, 29.97p, 30p	—	✓	✓	✓	✓	—	✓
720/50p, 59.94p, 60p	—	✓	✓	✓	✓	—	✓
1080/50i, 59.94i, 60i	—	✓	✓	✓	✓	—	✓
1080/50p, 59.94p, 60p	—	✓	✓	✓	✓	—	✓
1035/59.94i ³ , 60i ³	—	✓ ³ 4	✓	—	—	—	✓ ³ 4
1080/23.98p, 24p, 25p, 29.97p, 30p	—	✓	✓	✓	✓	—	✓
1080/23.98psf, 24psf, 29.97psf ³ , 30psf ³	—	✓ ³ 4	✓ ³ 4	✓	✓	—	✓
1080/25psf	—	—	—	✓	✓	—	—

¹: Analog component/analog RGB signals are compatible with G on sync signal, Y on sync signals, and composite sync signals (CS). The separate sync signal (HS/VS) is not compatible.
²: Compatible with EMBEDDED AUDIO signals.
³: The signal is recognized as 1080/60i, and the status is displayed as "1080/60i."
⁴: The signal is recognized as 1080/59.94i, and the status is displayed as "1080/59.94i."

Front Panel



Specifications

Model		DT-V24G1
Type	Multi-format HDTV/SDTV LCD monitor	
Screen Size	Type 24 wide format	
Aspect Ratio	16:10	
LCD Panel	24" wide, active matrix TFT	
Effective Screen Size (W x H)	518.4 x 324 mm (20-1/2" x 12-7/8")	
Pixels	1920 x 1200	
Display Colours	16.77 million	
Viewing Angle	Horizontal	178°
	Vertical	178°
Brightness	400 cd/m ²	
Contrast Ratio	1000: 1	
Response Time (G to G)	5 ms (TYP)	
Horizontal/Vertical Frequency (PC signals)	Horizontal	31.469 kHz to 75.000 kHz
	Vertical	48 Hz - 65 Hz
Applicable Standard	Depending on the signal within the range of these frequencies, some signals may not be displayable in which case, "Out of range" is shown. 3G SDI (Ready) : SMPTE424M/SMPTE425M DUAL LINK HD SDI (Ready) : SMPTE372M HD SDI: BTA S-004C, SMPTE292M SD SDI: ITU-R BT.656: 525/625, SMPTE259M: 525 EMBEDDED AUDIO: SMPTE299M, SMPTE272M	
Audio Output	Internal: 1.0 W + 1.0 W (L/R)	
Environmental Conditions	Operating temperature	5°C to 35°C (41°F to 95°F)
	Operating humidity	20% to 80% (non condensing)
	Storage temperature	-20°C to 60°C
Power Requirements	AC 120/220-240 V, 50/60 Hz	
Rated Current	1.15 A (AC 120 V) / 0.67 A (AC 220 - 240 V)	
Dimensions (WxHxD) excluding protrusions)	With desktop stand	564 x 448.6 x 243 mm (22-1/4" x 17-3/4" x 9-5/8")
	Without stand	564 x 408 x 99 mm (22-1/4" x 16-1/8" x 4")
Weight	Including stand	11.6 kg (25.5 lbs.)
	Excluding stand	8.7 kg (19.1 lbs.)
Provided Accessories	AC power cord, power cord holder, screw x 2 (for power cord holder)	

Input/Output Terminals

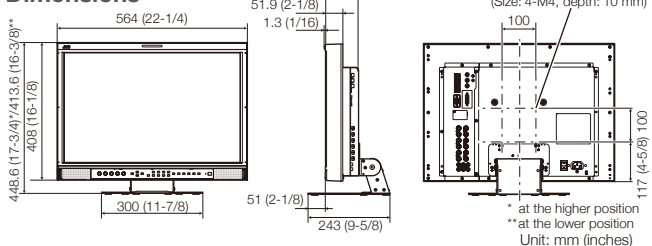
Video	VIDEO (INPUT 1)	Input/output of composite signal: 1 line, BNC connector x 2, 1 V(p-p), 75 Ω
	VIDEO (INPUT 2)	* The input (IN) and output (OUT) terminals are bridged/connected (auto termination)
	DVI-D (HDCP)	DVI-D signal input (compatible with HDCP): DVI-D connector x 1 (compatible with DDC2B)
	COMP./RGB (G, B/Pb-B-Y, R/Pb/R-Y)	Input/output of analog component signal/analog RGB signal: 1 line, BNC connector x 6 G/Y: 1 V(p-p), 75 Ω (including sync signal) B/Pb/B-Y, R/Pb/R-Y: 0.7 V(p-p), 75 Ω * The input (IN) and output (OUT) terminals are bridged/connected (auto termination)
	EXT.SYNC (CS)	Input/output of composite sync signal: 1 line, BNC connector x 2, 0.3 V(p-p) - 4 V(p-p), 75 Ω (tri-level sync, negative polarity sync (bi-level), and BB) (including no video signal) * The input (IN) and output (OUT) terminals are bridged/connected (auto termination)
	E. AUDIO HD/SD SDI (IN 1) E. AUDIO HD/SD SDI (IN 2) E. AUDIO HD/SD SDI (SWITCHED OUT)	Digital signal input (compatible with EMBEDDED AUDIO/ DUAL LINK signals): auto detection, 1 line, BNC connector x 1 Digital signal output (compatible with EMBEDDED AUDIO signals): 1 line switched out, BNC connector x 1
Audio	AUDIO ASSIGN (IN1) AUDIO ASSIGN (IN2) AUDIO ASSIGN (MONITOR OUT)	Analog audio signal input: 1 line, RCA connector x 2, 500 mV (rms), high impedance Analog audio signal output: 1 line, RCA connector x 2, 500 mV (rms)
External Control	REMOTE (MAKE/TRIGGER) REMOTE (RS-485) REMOTE (RS-232C)	RJ-45 x 1 (8-pin) RJ-45 x 2 (IN/OUT) (8-pin) D-sub(9-pin) x 1

Computer Signals

Signal name	Resolution		Frequency		Scan system
	Horizontal	Vertical	Horizontal (kHz)	Vertical (Hz)	
VGA60	640	480	31.5	59.9	Non-interlace
WVGA60	852	480	31.5	59.9	Non-interlace
SVGA60	800	600	37.9	60.3	Non-interlace
XGA60	1024	768	48.4	60.0	Non-interlace
WXGA (1280)	1280	768	47.8	60.0	Non-interlace
WXGA+60	1440	900	55.9	60.0	Non-interlace
SXGA60	1280	1024	64.0	60.0	Non-interlace
WSXGA+60	1680	1050	65.2	60.0	Non-interlace
UXGA60	1600	1200	75.0	60.0	Non-interlace
WUXGA60	1920	1200	74.0	60.0	Non-interlace
720/60p	1280	720	45.0	60.0	Non-interlace
1080/60p	1920	1080	67.5	60.0	Non-interlace
720/50p	1280	720	37.5	50.0	Non-interlace
1080/50p	1920	1080	56.25	50.0	Non-interlace

■ When a preset signal comes in, the signal format is shown on the status display. For other signals, the resolution is shown.

Dimensions



INPUT TERMINALS

- HD/SD SDI Gold-plated
- 3G/Dual link ready
- DVI-D
- Audio In/Out
- Speaker Stereo

CONTROLS

- RS-232C
- RS-485 In/Out
- Make/trigger

FUNCTIONS

- Vector scope
- Waveform monitoring
- Gamma preset
- Area marker
- Safety marker
- Tally lamp
- Time code
- CRC error
- Audio level meter
- Source ID display
- 1:1 mode
- I/P mode

INSTALLATION

- Stand (Tilt & height adjustable)
- VESA

OPERATION

- Power AC

Rear Panel

