

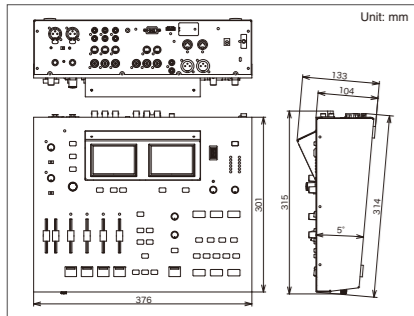
Specifications

VIDEO		RECORDER	
Video Format	[Video] NTSC or PAL (ITU601) [PC-RGB] 640 x 480/120 Hz, 800 x 600/120 Hz, 832 x 624/75 Hz, 1024 x 768/80 Hz, 1152 x 864/80 Hz, 1152 x 870/75 Hz, 1280 x 1024/75 Hz, 1600 x 1200/60 Hz [RGB Vt: positive/negative logic] * VESA DMT Version 1.0 Revision 10 conform. * The refresh rate is the maximum value of each resolution.	Recording Format	[Format] MP4 (.mp4) Video Codec: MPEG-4 Visual Audio Codec: MP3 (MPEG-1 Audio Layer-3)
Video Sampling Rate	[Video] 4:2:2 (Y-B-YR-Y), 8 bits, 13.5 MHz	Bit Rate	2 Mbps, 4 Mbps, 6 Mbps
Frame Synchronizer	5 systems	Media	SD Memory Card (1 to 2 GByte) SDHC Memory Card (Max 32 GByte), Class 4 or greater
Input Level and Impedance	[Video (composite)] 1.0 Vp-p, 75 ohms [S-video] Luminance signal: 1.0 Vp-p, 75 ohms Chrominance signal: 0.286 mVp-p, 75 ohms (NTSC)/0.3 mVp-p, 75 ohms (PAL) [PC-RGB] 0.7 Vp-p, 75 ohms (H, V: 5 V TTL)	File System	FAT32 (Max file size of 4 GByte)
Output Level and Impedance	[Video (composite)] 1.0 Vp-p, 75 ohms [S-video] Luminance signal: 1.0 Vp-p, 75 ohms Chrominance signal: 0.286 mVp-p, 75 ohms (NTSC)/0.3 mVp-p, 75 ohms (PAL)	Movie Size	[TV Size] NTSC (720 x 480) PAL (720 x 576)
Connectors	[Input] Video (composite): BNC type x 3, S-video: 4-pin mini DIN type x 3, PC-RGB: D-Sub 15-pin Shrink type x 1 * Inputs 1 to 3: When S-video is simultaneously input to 1 to 3, S-video takes priority [Output] Video (composite): BNC type x 2, S-video: 4-pin mini DIN type x 2 [Preview Output] Video (composite): BNC type x 1	Max Recording Time	Recorded file is up to 4 GByte. Bit Rate at 2 Mbps: approximately 4 hours/4 GByte Bit Rate at 4 Mbps: approximately 2 hours/4 GByte Bit Rate at 6 Mbps: approximately 80 minutes/4 GByte
OTHER CONNECTORS		Supported Playback Format	[Video File Format] MP4, .AVI Video Codec: MPEG-4 Visual, Audio Codec: MP3 (MPEG-1 Audio Layer-3) [Audio File Format] WAV, .MP3 [Picture File Format] BMP, .JPG
AUDIO		HDMI Connector	[Resolution] Setup to NTSC: 480p Setup to PAL: 576p OUTPUT or PREVIEW OUTPUT
Internal Processing	Sample Rate: 24-bit/48.0 kHz	USB A Type Connector	For USB Storage device, For USB Video Stream output (Support UVC/UAC) USB 2.0 High-Speed
Input Level	[AUX AUDIO INPUT] +4 dBu to -62 dBu (variable) Max: +22 dBu [Channel 1/2/3] -10 dBu Max: +8 dBu [PC AUDIO] -15 dBu Max: +3 dBu	Remote Control Interfaces	MIDI IN: 5-pin DIN type x 1 jack MIDI OUT/THRU: 5-pin DIN type x 1 jack
Input Impedance	[AUX AUDIO INPUT] XLR type: 4 k ohms, TRS phone type: 6 k ohms [Channel 1/2/3 and PC AUDIO] 15 k ohms	OTHERS	
Input Connectors	[AUX AUDIO INPUT] XLR-3-31 type (balanced, phantom power), 1/4 inch TRS phone type (balanced/unbalanced) * TRS type takes priority [Channel 1/2/3] RCA phono type [PC AUDIO] Stereo miniature type	Transition Effects	Switcher: Cut, Mix, Hard edge wipe, Soft edge wipe DSK: Cut, Mix
Output Level	[AUDIO OUTPUT] -10 dBu Max: +8 dBu [PHONES] 50 mW + 50 mW	Video Effects	Luminance key, Chroma key, Picture-in-picture, Split
Output Impedance	[AUDIO OUTPUT] XLR type: 600 ohms, TRS phone type: 1 k ohms, [PHONES] 10 ohms	Power Supply	DC 12 V (AC Adaptor: PSB-7U)
Output Connectors	[AUDIO OUTPUT] XLR-3-32 type (balanced), RCA phono type [PHONES] Stereo 1/4 inch phono type	Current Draw	3 A (AC Adaptor: PSB-7U)
		Dimensions	376 (W) x 314 (D) x 133 (H) mm, 14-13/16 (W) x 12-3/8 (D) x 5-1/4 (H) inches
		Weight	4.3 kg, 9 lbs 8 oz (without AC Adaptor)

Rear Panel



Dimensions



Roland Systems Group

Roland Systems Group, a member of the worldwide group of Roland companies, is dedicated to the support of audio and video professionals demanding excellence in both performance and system design. Through the development and support of video and audio products, we endeavor to improve workflow and maximize creative possibilities.

V-LINK Using V-LINK, musicians can "play" video from their electronic instrument when used with video products. With V-LINK, musicians have a powerful interface for realtime audio and video integration.

Ensuring high quality while protecting the environment: Roland is ISO9001 and ISO14001 certified
At Roland, several group companies have obtained ISO9001 certification. In addition, in January 1999, Roland also received ISO14001 international environmental management system certification. We're actively seeking ways to maintain harmony with the environment. (ISO=International Standardization Organization; an organization for the promotion of standardization of international units and terms. They provide different categories of certification: ISO9001 Series certification is a product quality certification for products that undergo a certain level of quality control from the design stage to the after service stage; ISO14001 Series certification is for environment-related standards. Each member of the Roland Group is striving to obtain certification.)

VR-5 AV MIXER & RECORDER

USB VIDEO CLASS [UVC] USB AUDIO CLASS [UAC] V-LINK [V-LINK]



Effortless live video production, recording and streaming with the VR-5

1 Connect cameras
Composite or S-Video sources including DVD players.

RCA-BNC Adaptors included

2 Connect microphones
Any type of mic including condensers.

3 Connect PC/Mac, and Projector or Display
Built-in scan converter to accept RGB sources. HDMI output to projector for live productions.

4 Stream online! Capture live
Via USB, the VR-5 appears like a web cam enabling live broadcasting using various streaming services. Simultaneously record to SD memory card.

Simple online streaming combining cameras, microphones, PC, and video playback.
Use live streaming services such as "Ustream" and "Stickam", as well as any video call service such as "Skype" and "iChat".

All-in-One Studio for a Streaming Era



A world of power in a compact unit All controllable by a single operator

MONITOR Intuitive operation with Dual Touch Monitors

The Program and Preview monitors are operated by touching the screen such as when selecting video sources and PinP position changes. The sound from the sources can be monitored using headphones.

Select the input source by touching the quad-view layout display.



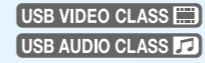
Menu parameters are easily accessed and set.



USB Port for Live Streaming Connect to a PC via USB

*The world's first USB Video/Audio Class supported AV mixer. Simply connect like a Web camera to enable easy live streaming.

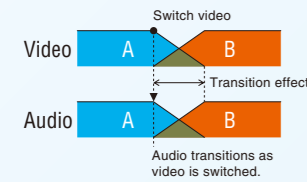
*Our research at time of printing



AUDIO MIXER Full digital audio mixing

Two mono and five stereo audio inputs (total of 12Ch) are mixed with full digital audio processing. This results in a high quality sound with effects such as "Noise Gate" for reducing background noise, and a "Mastering Tool" to ensure consistent output volume. The "Audio Follow" function enables the audio to fade from one source to another as the video source changes.

Audio Follow function



VIDEO/PC SELECT Video switching with a single touch of a button

The dedicated video buttons can be used for selecting a video source - as an alternative to using the touch screen.

VIDEO EFFECTS Simple video compositing

In addition to Transition effects, Picture in Picture (PinP) and SPLIT are also available. Simply select an effect and the respective video sources.





PC INPUT Audio and video from a PC

Connect a PC to the RGB connector for various applications such as presentation, slide shows and movie playback.



KEYER Control transparency with a single knob

Advanced video composition such as placing a person or text over a background video source can be fine-tuned using a single knob.



VIDEO/AUDIO OUTPUT Output controls

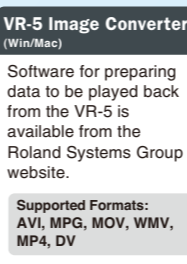
VIDEO OUT and AUDIO OUT knobs enable independent video and audio fade-in/out levels. Press the "USER LOGO" button to display a stored image such as company logo, show name or conference title.

RECORDER Record to SD memory card

The built-in recorder can record the final output of the VR-5 to an SD memory card. Up to four hours of recording is possible when using a 4GB card. The MPEG-4 capture format enables easy sharing of recorded video. The VR-5 can also playback video, still image, and audio files from SD card.



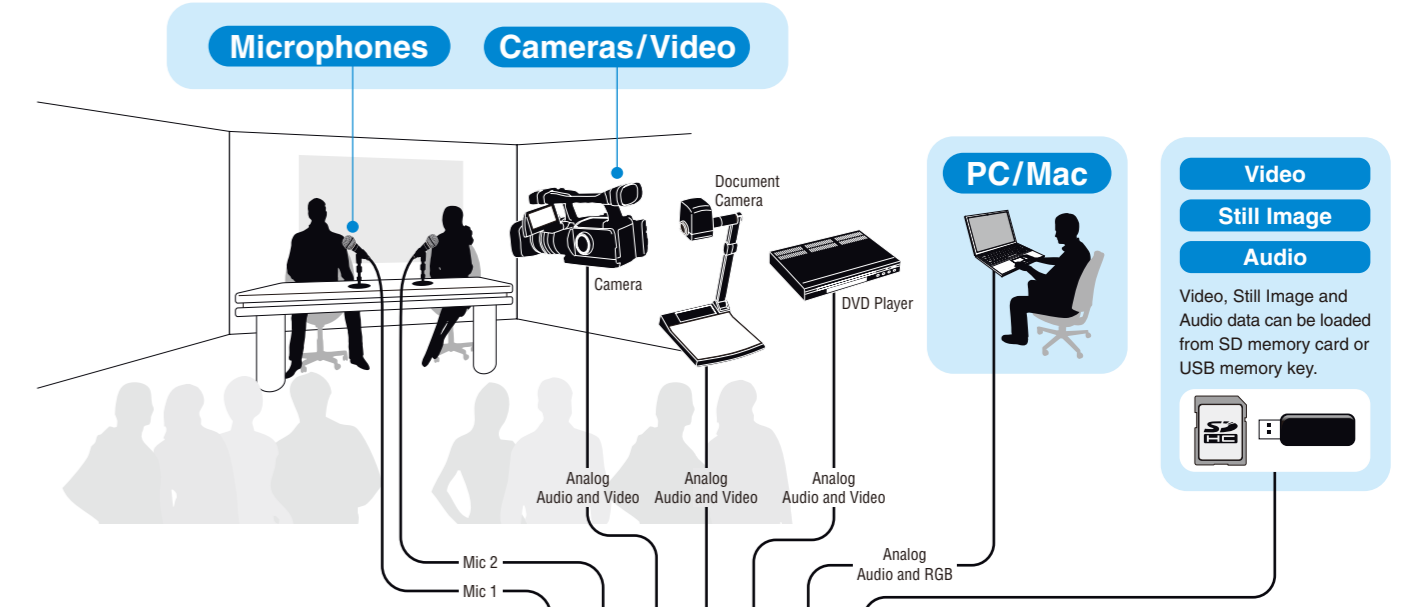
Note: Video can not be played back when recording.



Supported Formats: AVI, MPG, MOV, WMV, MP4, DV




Everything you need in a single device



Live Production

Live stage production using a venue projector or display.



Live Recording

Record the visual and audio data from the VR-5 to an SD memory card.



Live Streaming

Stream the event or program (visuals and audio) from the VR-5 to the Internet by connecting a PC via USB and linking to a live streaming service.

